

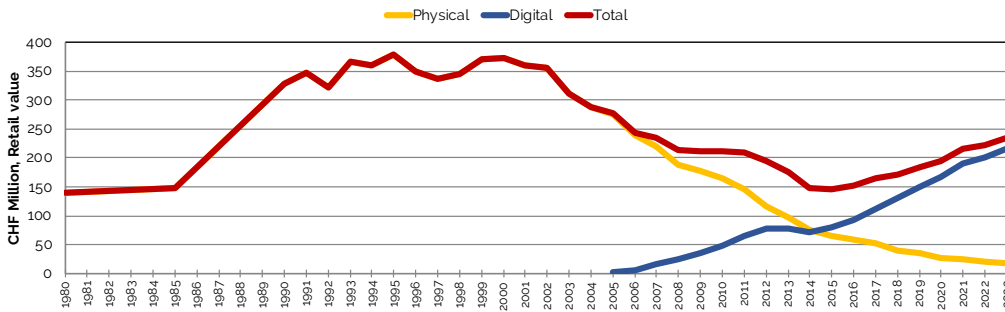
**RECORDED MUSIC REVENUES 1980-2023, SWITZERLAND**

| Recorded Music Revenues CHF Million, Retail Value |                         |       |                      |       |       |                        |                 |                      |  |                      |                           |          |           |       |       | % Change |       |          |         |       |
|---|-------------------------|-------|----------------------|-------|-------|------------------------|-----------------|----------------------|--|----------------------|---------------------------|----------|-----------|-------|-------|----------|-------|----------|---------|-------|
| Year  | Physical <sup>(1)</sup> |       |                      |       |       | Digital <sup>(3)</sup> |                 |                      |  |                      |                           |          |           |       |       |          | Total | Physical | Digital | Total |
|   | Album                   |       | Other <sup>(2)</sup> | Video | Total | Download               |                 |                      | Streaming                                |                      |                           | Total    |           |       |       |          |       |          |         |       |
|   | CD                      | Vinyl |                      |       |       | Download Album         | Download Single | Paid Streaming Audio | Ad-Funded Streaming Audio <sup>(4)</sup> | Paid Streaming Video | Ad-Funded Streaming Video | Download | Streaming | Total |       |          |       |          |         |       |
| 2023  | 13.0                    | 4.3   | 0.2                  | 0.3   | 17.8  | 5.8                    | 3.8             | 170.6                | 12.9                                     | 2.6                  | 11.0                      | 9.6      | 206.1     | 216.1 | 233.9 | -17%     | 7%    | 5%       |         |       |
| 2022  | 16.3                    | 4.5   | 0.2                  | 0.4   | 21.4  | 6.7                    | 4.3             | 164.3                | 12.7                                     | 2.1                  | 11.2                      | 11.0     | 190.2     | 201.6 | 223.0 | -14%     | 6%    | 4%       |         |       |
| 2021  | 19.3                    | 4.8   | 0.3                  | 0.5   | 24.9  | 8.2                    | 5.1             | 156.6                | 7.1                                      | 2.1                  | 11.0                      | 13.2     | 176.7     | 190.5 | 215.3 | -10%     | 14%   | 10%      |         |       |
| 2020  | 22.7                    | 4.1   | 0.1                  | 0.7   | 27.6  | 11.3                   | 6.8             | 133.1                | 6.3                                      | 1.4                  | 7.7                       | 18.1     | 148.6     | 167.4 | 194.9 | -20%     | 12%   | 6%       |         |       |
| 2019  | 29.0                    | 4.0   | 0.2                  | 1.3   | 34.4  | 15.3                   | 9.0             | 113.2                | 2.8                                      | 0.7                  | 7.6                       | 24.3     | 124.3     | 149.0 | 183.5 | -14%     | 14%   | 7%       |         |       |
| 2018  | 34.9                    | 4.0   | 0.2                  | 0.9   | 40.0  | 19.7                   | 11.5            | 90.8                 | 1.5                                      | 0.0                  | 6.7                       | 31.3     | 99.0      | 130.7 | 170.7 | -22%     | 16%   | 4%       |         |       |
| 2017  | 46.2                    | 3.7   | 0.2                  | 1.3   | 51.4  | 26.2                   | 14.2            | 65.8                 | 1.1                                      | 0.0                  | 4.7                       | 40.4     | 71.6      | 112.6 | 164.0 | -13%     | 22%   | 8%       |         |       |
| 2016  | 53.6                    | 3.5   | 0.2                  | 1.8   | 59.1  | 31.4                   | 16.8            | 40.8                 | 0.9                                      | 0.0                  | 2.1                       | 48.2     | 43.7      | 92.6  | 151.6 | -9%      | 16%   | 5%       |         |       |
| 2015  | 60.3                    | 2.1   | 0.2                  | 2.0   | 64.6  | 39.2                   | 21.0            | 17.2                 | 0.8                                      | 0.0                  | 1.8                       | 60.2     | 19.9      | 80.0  | 144.7 | -16%     | 11%   | -3%      |         |       |
| 2014  | 72.2                    | 1.3   | 0.3                  | 2.8   | 76.7  | 39.1                   | 22.3            | 10.3                 | 0.4                                      |                      |                           | 61.3     | 10.6      | 71.9  | 148.6 | -21%     | -9%   | -15%     |         |       |
| 2013  | 90.9                    | 1.0   | 0.5                  | 4.5   | 97.0  | 45.0                   | 28.1            | 5.5                  | 0.2                                      |                      |                           | 73.1     | 5.7       | 78.7  | 175.7 | -16%     | 0%    | -10%     |         |       |
| 2012  | 110.3                   | 1.0   | 0.8                  | 3.9   | 116.0 | 45.3                   | 31.9            | 1.1                  | 0.0                                      |                      |                           | 77.3     | 1.2       | 78.4  | 194.4 | -20%     | 21%   | -7%      |         |       |
| 2011  | 138.1                   | 1.0   | 1.2                  | 5.0   | 145.3 | 37.6                   | 27.0            |                      |  |                      |                           | 64.6     |           | 64.6  | 209.9 | -11%     | 36%   | -1%      |         |       |
| 2010  | 155.6                   | 0.7   | 1.5                  | 6.0   | 163.8 | 27.4                   | 20.2            |                      |  |                      |                           | 47.6     |           | 47.6  | 211.4 | -7%      | 38%   | 0%       |         |       |
| 2009  | 168.4                   | 0.8   | 1.6                  | 5.9   | 176.8 | 19.5                   | 15.0            |                      |  |                      |                           | 34.5     |           | 34.5  | 211.2 | -6%      | 40%   | -1%      |         |       |
| 2008  | 179.5                   | 0.6   | 2.5                  | 5.7   | 188.3 | 13.0                   | 11.7            |                      |  |                      |                           | 24.6     |           | 24.6  | 212.9 | -14%     | 47%   | -10%     |         |       |
| 2007  | 204.2                   | 0.5   | 5.7                  | 8.5   | 218.9 | 8.1                    | 8.7             |                      |  |                      |                           | 16.8     |           | 16.8  | 235.7 | -8%      | 200%  | -3%      |         |       |
| 2006  | 220.2                   | 0.4   | 7.6                  | 9.8   | 238.0 | 2.8                    | 2.8             |                      |  |                      |                           | 5.6      |           | 5.6   | 243.6 | -13%     | 133%  | -12%     |         |       |
| 2005  | 252.4                   | 0.4   | 11.3                 | 10.1  | 274.1 |                        |                 |                      |  |                      |                           | 2.4      |           | 2.4   | 276.5 | -5%      |       | -4%      |         |       |
| 2004  | 262.9                   | 0.8   | 12.3                 | 12.1  | 288.1 |                        |                 |                      |  |                      |                           |          |           |       | 288.1 | -8%      |       | -8%      |         |       |
| 2003  | 283.6                   | 1.0   | 15.3                 | 12.1  | 311.9 |                        |                 |                      |  |                      |                           |          |           |       | 311.9 | -12%     |       | -12%     |         |       |
| 2002  | 331.5                   | 1.6   | 21.8                 |       | 354.8 |                        |                 |                      |  |                      |                           |          |           |       | 354.8 | -2%      |       | -2%      |         |       |
| 2001  | 337.3                   | 1.4   | 22.1                 |       | 360.8 |                        |                 |                      |  |                      |                           |          |           |       | 360.8 | -3%      |       | -3%      |         |       |
| 2000  | 348.3                   | 1.2   | 23.2                 |       | 372.8 |                        |                 |                      |  |                      |                           |          |           |       | 372.8 | 1%       |       | 1%       |         |       |
| 1999  | 345.0                   | 1.1   | 24.3                 |       | 370.4 |                        |                 |                      |  |                      |                           |          |           |       | 370.4 | 7%       |       | 7%       |         |       |
| 1998  | 323.1                   | 1.1   | 21.1                 |       | 345.3 |                        |                 |                      |  |                      |                           |          |           |       | 345.3 | 3%       |       | 3%       |         |       |
| 1997  | 304.9                   | 1.2   | 29.6                 |       | 335.7 |                        |                 |                      |  |                      |                           |          |           |       | 335.7 | -4%      |       | -4%      |         |       |
| 1996  | 328.1                   | 0.9   | 21.0                 |       | 350.1 |                        |                 |                      |  |                      |                           |          |           |       | 350.1 | -8%      |       | -8%      |         |       |
| 1995  | 356.5                   | 1.2   | 21.0                 |       | 378.7 |                        |                 |                      |  |                      |                           |          |           |       | 378.7 | 5%       |       | 5%       |         |       |
| 1994  | 338.9                   | 1.2   | 20.7                 |       | 360.8 |                        |                 |                      |  |                      |                           |          |           |       | 360.8 | -1%      |       | -1%      |         |       |
| 1993  | 339.7                   | 2.1   | 23.7                 |       | 365.6 |                        |                 |                      |  |                      |                           |          |           |       | 365.6 | 14%      |       | 14%      |         |       |
| 1992  | 296.6                   | 4.3   | 20.5                 |       | 321.4 |                        |                 |                      |  |                      |                           |          |           |       | 321.4 | -7%      |       | -7%      |         |       |
| 1991  | 310.4                   | 10.7  | 25.4                 |       | 346.5 |                        |                 |                      |  |                      |                           |          |           |       | 346.5 | 5%       |       | 5%       |         |       |
| 1990  | 273.4                   | 25.2  | 30.0                 |       | 328.6 |                        |                 |                      |  |                      |                           |          |           |       | 328.6 | 124%     |       | 124%     |         |       |
| 1985  | 18.4                    | 101.8 | 26.7                 |       | 147.0 |                        |                 |                      |  |                      |                           |          |           |       | 147.0 | 5%       |       | 5%       |         |       |
| 1980  |                         | 116.9 | 22.9                 |       | 139.8 |                        |                 |                      |  |                      |                           |          |           |       | 139.8 |          |       |          |         |       |

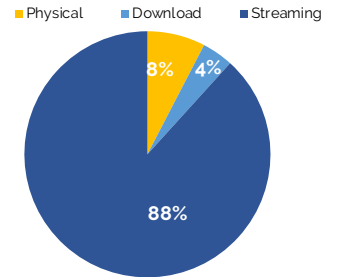
Note: All figures based on retail value

(1) CD, DVD, vinyl, et al. (2) MC, SACD, Singles et al. (3) Digital includes download, streaming and other digital (4) Incl. social media revenues (Facebook, Instagram, etc.) since 2020

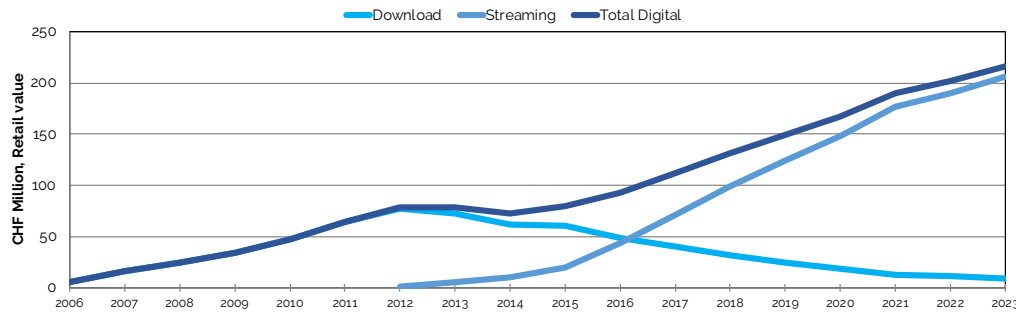
**RECORDED MUSIC REVENUES, 1980-2023**



**Revenues by Sector (%)**



**DIGITAL MARKET, 2006-2023**



**Streaming Revenues by Segment (%)**

