

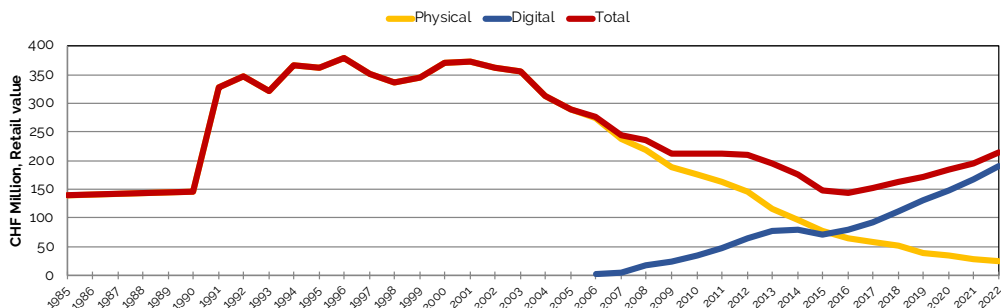
RECORDED MUSIC REVENUES 1980-2022, SWITZERLAND

Recorded Music Revenues CHF Million, Retail Value																% Change				
Year	Physical ⁽¹⁾					Digital ⁽³⁾											Total	Physical	Digital	Total
	Album		Other ⁽²⁾	Video	Total	Download		Streaming				Total								
	CD	Vinyl	Other ⁽²⁾	Video	Total	Download Album	Download Single	Paid Streaming Audio	Ad-Funded Streaming Audio ⁽⁴⁾	Paid Streaming Video	Ad-Funded Streaming Video	Download	Streaming	Total						
2022	16.3	4.5	0.2	0.4	21.4	6.7	4.3	164.3	12.9	2.1	11.2	11.0	190.5	202.4	223.7	-14%	6%	4%		
2021	19.3	4.8	0.3	0.5	24.9	8.2	5.1	156.6	7.1	2.1	11.0	13.2	176.7	190.5	215.3	-10%	14%	10%		
2020	22.7	4.1	0.1	0.7	27.6	11.3	6.8	133.1	6.3	1.4	7.7	18.1	148.6	167.4	194.9	-20%	12%	6%		
2019	29.0	4.0	0.2	1.3	34.4	15.3	9.0	113.2	2.8	0.7	7.6	24.3	124.3	149.0	183.5	-14%	14%	7%		
2018	34.9	4.0	0.2	0.9	40.0	19.7	11.5	90.8	1.5	0.0	6.7	31.3	99.0	130.7	170.7	-22%	16%	4%		
2017	46.2	3.7	0.2	1.3	51.4	26.2	14.2	65.8	1.1	0.0	4.7	40.4	71.6	112.6	164.0	-13%	22%	8%		
2016	53.6	3.5	0.2	1.8	59.1	31.4	16.8	40.8	0.9	0.0	2.1	48.2	43.7	92.6	151.6	-9%	16%	5%		
2015	60.3	2.1	0.2	2.0	64.6	39.2	21.0	17.2	0.8	0.0	1.8	60.2	19.9	80.0	144.7	-16%	11%	-3%		
2014	72.2	1.3	0.3	2.8	76.7	39.1	22.3	10.3	0.4			61.3	10.6	71.9	148.6	-21%	-9%	-15%		
2013	90.9	1.0	0.5	4.5	97.0	45.0	28.1	5.5	0.2			73.1	5.7	78.7	175.7	-16%	0%	-10%		
2012	110.3	1.0	0.8	3.9	116.0	45.3	31.9	1.1	0.0			77.3	1.2	78.4	194.4	-20%	21%	-7%		
2011	138.1	1.0	1.2	5.0	145.3	37.6	27.0					64.6		64.6	209.9	-11%	36%	-1%		
2010	155.6	0.7	1.5	6.0	163.8	27.4	20.2					47.6		47.6	211.4	-7%	38%	0%		
2009	168.4	0.8	1.6	5.9	176.8	19.5	15.0					34.5		34.5	211.2	-6%	40%	-1%		
2008	179.5	0.6	2.5	5.7	188.3	13.0	11.7					24.6		24.6	212.9	-14%	47%	-10%		
2007	204.2	0.5	5.7	8.5	218.9	8.1	8.7					16.8		16.8	235.7	-8%	200%	-12%		
2006	220.2	0.4	7.6	9.8	238.0	2.8	2.8					5.6		5.6	243.6	-13%	133%	-12%		
2005	252.4	0.4	11.3	10.1	274.1							2.4		2.4	276.5	-5%		-4%		
2004	262.9	0.8	12.3	12.1	288.1										288.1	-8%		-8%		
2003	283.6	1.0	15.3	12.1	311.9										311.9	-12%		-12%		
2002	331.5	1.6	21.8		354.8										354.8	-2%		-2%		
2001	337.3	1.4	22.1		360.8										360.8	-3%		-3%		
2000	348.3	1.2	23.2		372.8										372.8	1%		1%		
1999	345.0	1.1	24.3		370.4										370.4	7%		7%		
1998	323.1	1.1	21.1		345.3										345.3	3%		3%		
1997	304.9	1.2	29.6		335.7										335.7	-4%		-4%		
1996	328.1	0.9	21.0		350.1										350.1	-8%		-8%		
1995	356.5	1.2	21.0		378.7										378.7	5%		5%		
1994	338.9	1.2	20.7		360.8										360.8	-1%		-1%		
1993	339.7	2.1	23.7		365.6										365.6	14%		14%		
1992	296.6	4.3	20.5		321.4										321.4	-7%		-7%		
1991	310.4	10.7	25.4		346.5										346.5	5%		5%		
1990	273.4	25.2	30.0		328.6										328.6	124%		124%		
1985	18.4	101.8	26.7		147.0										147.0	5%		5%		
1980		116.9	22.9		139.8										139.8					

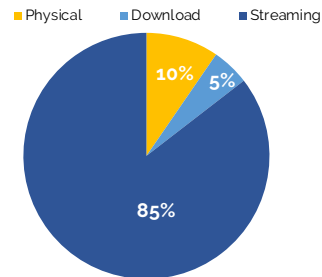
Note: All figures based on retail value

⁽¹⁾ CD, DVD, vinyl, et al. ⁽²⁾ MC, SACD, Singles et al. ⁽³⁾ Digital includes download, streaming and other digital ⁽⁴⁾ Incl. social media revenues (Facebook, Instagram, etc.) since 2020

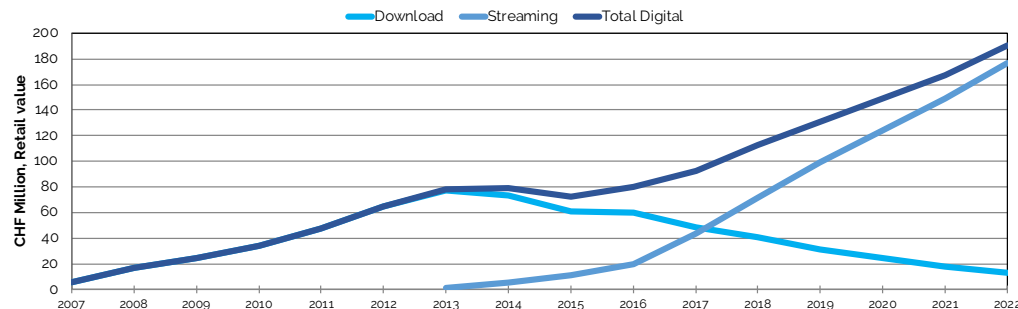
RECORDED MUSIC REVENUES, 1980-2022



Revenues by Sector (%)



DIGITAL MARKET, 2006-2022



Streaming Revenues by Segment (%)

